


A cosmic background featuring a dark blue space filled with numerous stars, some appearing as bright points and others as faint, colorful nebulae. A large, reddish-brown planet, likely Mars, is visible on the right side, showing its characteristic surface features. In the upper center, a smaller, greyish planet or moon is visible. The overall scene is a rich, multi-colored representation of outer space.

MARSHALL SPACE FLIGHT CENTER PROGRAM UPDATE

David E. Brock

JUNE 14, 2017



FY 2017 Program Highlights

- Kim Keith's 9-month rotational assignment to the SB Office
- Lynn Garrison's selection as the NASA FY 2016 Small Business Technical Coordinator of the Year
- Teledyne Brown Engineering & University of Nevada Las Vegas selection as the NASA FY 2016 Mentor Protégé Agreement of the Year
- Cepeda Systems & Software's selection as the NASA FY 2017 Small Business Prime Contractor of the Year
- Mentor Protégé Agreement signing between Jacobs and CRM Solutions under the MSFC ESSSA Contract
- Successful hosting of the 3rd Annual HBCU & MSI Partnerships Meeting in February
- Successful hosting of the 23rd Marshall Small Business Alliance Meeting in February
- Successful hosting of the NASA SDVO SB Industry Day



MSFC FY 2005-2008 Small Business Direct Goal Achievements

CATEGORIES	FY 2005	FY 2006	FY 2007	FY 2008
Available Dollars	\$1,975.0M	\$2,099.7M	\$2,180.3M	\$2,535.6M
SB % Goals	6.5%	7.0%	7.0%	6.5%
SB Dollars	\$154.5M	\$156.2M	\$186.5M	\$183.8M
SB % Achieved	7.8%	7.5%	8.6%	7.2%
SDB % Goals	2.1%	2.0%	2.0%	2.1%
SDB Dollars	\$56.2M	\$56.2M	\$62.2M	\$45.0M
SDB % Achieved	2.8%	2.7%	2.9%	1.8%
WOSB % Goals	1.6%	.8%	.8%	.3%
WOSB Dollars	\$34.5M	\$30.5M	\$42.8M	\$67.6M
WOSB % Achieved	1.7%	1.5%	2.0%	.3%
HUBZone SB % Goals	NA	1.0%	1.0%	.2%
HUBZone SB Dollars	\$6.3M	\$9.1M	\$33.2M	\$21.2M
HUBZone SB % Achieved	.3%	.5%	1.5%	.9%
SDVO SB % Goals	NA	1.0%	1.0%	1.0%
SDVO SB Dollars	\$25.3M	\$22.4M	\$24.4M	\$31.4M
SDVO SB % Achieved	1.3%	1.1%	1.1%	1.2%



MSFC FY 2009-2012 Small Business Direct Goal Achievements

CATEGORIES	FY 2009	FY 2010	FY 2011	FY 2012
Available Dollars	\$2,431.2M	\$2,243.8M	\$2,019.4M	\$1,958.5M
SB % Goals	5.9%	5.9%	7.4%	7.5%
SB Dollars	\$237.8M	\$194.8M	\$213.5M	\$257.1M
SB % Achieved	9.7%	8.7%	10.6%	13.1%
SDB % Goals	2.4%	2.1%	2.3%	2.3%
SDB Dollars	\$86.9M	\$82.4M	\$88.9M	\$101.7M
SDB % Achieved	3.7%	3.6%	4.4%	5.2%
WOSB % Goals	1.2%	1.1%	1.4%	1.5%
WOSB Dollars	\$50.7M	\$42.0M	\$48.3M	\$55.2M
WOSB % Achieved	2.1%	2.1%	2.4%	2.8%
HUBZone SB % Goals	.3%	.3%	.3%	.2%
HUBZone SB Dollars	\$36.8M	34.1M	\$36.5M	\$41.3M
HUBZone SB % Achieved	1.5%	1.5%	1.8%	2.1%
SDVO SB % Goals	1.1%	1.1%	1.1%	1.0%
SDVO SB Dollars	\$34.3M	\$27.7M	\$25.6M	\$23.1M
SDVO SB % Achieved	1.2%	1.2%	1.3%	1.2%



MSFC FY 2013 - 2016 Small Business Direct Goal Achievements


CATEGORIES	FY2013	FY2014	FY2015	FY2016
Procurement Dollars	\$1,725.8M	\$1,844.5M	\$1,882.2M	\$2,186.1M
SB % Goals	7.6%	9.8%	11.8%	12.1%
SB Dollars	\$306.6M	\$293.5M	\$263.1M	\$307.2M
SB % Achieved	17.8%	15.9%	14.0%	14.1%
SDB % Goals	2.4%	3.6%	4.7%	4.7%
SDB Dollars	\$113.0M	\$111.6M	\$110.5M	\$138.3M
SDB % Achieved	6.5%	6.1%	5.9%	6.3%
WOSB % Goals	1.5%	1.1%	1.7%	3.0%
WOSB Dollars	\$72.2M	\$64.8M	\$60.8M	\$95.9M
WOSB % Achieved	4.2%	3.5%	3.2%	4.4%
HUBZone SB % Goals	0.2%	0.3%	0.3%	0.3%
HUBZone SB Dollars	\$50.8M	\$42.4M	\$28.5M	\$4.4M
HUBZone SB % Achieved	2.9%	2.3%	1.5%	0.2%
SDVO SB % Goals	1.1%	1.0%	1.7%	2.0%
SDVO SB Dollars	\$31.6M	\$36.3M	\$42.7M	\$48.4M
SDVO SB % Achieved	1.8%	2.0%	2.3%	2.2%



FY 2005-2016 Small Business Direct Dollar Increases

CATEGORIES	FY2005 DIRECTS	FY2016 DIRECTS	% INCREASE
SB	\$154.5M	\$307.2M	98.8% increase
SDB	\$56.2M	\$138.3M	146.1% increase
WOSB	\$34.5M	\$138.3M	176.8% increase
SDVO SB	\$25.3M	\$48.4M	91.3% increase

Note: SBIR/STTR and four months of SAT dollars not included in FY 2016 directs.



Metrics (Through May 31, 2017)

CATEGORIES	GOVT. % GOALS	NASA % GOALS	NASA \$ ACHIEVED	NASA % ACHIEVED	MSFC % GOALS	MSFC \$ ACHIEVED	MSFC % ACHIEVED	% OF AGENCY
PROC. \$			\$9,610.3M			\$1,382.3M		14.4%
SB	23.0%	16.0%	\$1,529.7M	15.9%	12.2%	\$185.6M	13.4%	12.1%
SDB	5.0%	5.0%	\$719.1M	7.5%	4.8%	\$86.6M	6.3%	12.0%
HUBZone	3.0%	3.0%	\$32.6M	0.3%	0.3%	\$2.0M	0.1%	6.1%
WOSB	5.0%	5.0%	\$433.2M	4.5 %	3.3%	\$63.0M	4.6%	14.5%
SDVO SB	3.0%	3.0%	\$95.8M	1.0%	3.0%	\$51.9M	3.8%	54.2%

*Data as of June 1, 2017



FY 2017 Small Disadvantaged Business Contract Base

Contract Title	Contract Number	Prime	FY 2016 Actuals	FY 2017 Projections
Acquisition & Business Support Services	NNM11AA30C	Al-Razaq Computing Services	\$10.6M	\$8.0M
Administrative Services	NNM16AA10C	Hanks, Hanks and Associates, LLC	\$5.5M	\$5.3M
Custodial & Refuse Collection	NNM13AA21C	AQuate Corporation	\$4.1M	\$4.4M
Engineering Services	NNM14AA14C	Cepeda Systems & Software Analysis, Inc.	\$1.5M	\$1.3M
Engineering Technician & Trade Support	NNM15AA19C	Aerie Aerospace, LLC	\$61.3M	\$55.0M
Environmental & Occupational Health	NNM13AA80C	HPM Corporation	\$4.5M	\$4.4M
Facility Engineering Design Services	NNM17AA04C	Accura Rosser 8(a) JV	\$2.5M	\$7.0M
Grounds & Maintenance Services	NNM16AA17C	HCI Management Services	\$1.6M	\$1.2M
Human Capital Support	NNM14AA15C	Aetos Systems	\$5.2M	\$4.8M
Safety & Mission Assurance Services	NNM07AA74C	Bastion Technologies	\$27.6M	\$13.0M
Utility Control	NNM14AA20C	Aetos Systems	\$1.7M	\$1.6M
Totals :			\$126.1M	\$106.0M



FY 2017 Woman-Owned Small Business Contract Base

Contract Title	Contract Number	Prime	FY 2016 Actuals	FY 2017 Projections
*Acquisition & Business Support Services	TBD	TBD	\$ -	\$ -
Administrative Services	NNM16AA10C	Hanks, Hanks and Associates, LLC	\$5.5M	\$5.3M
Configuration & Data Management Services	NNM13AA66T	Victory Solutions	\$10.3M	\$10.1M
Cost Estimation & Analysis	NNM13AA64T	Victory Solutions	\$1.6M	\$1.5M
Engineering Services	NNM14AA14C	Cepeda Systems & Software Analysis, Inc.	\$1.5M	\$1.3M
Engineering Technician & Trade Support	NNM15AA19C	Aerie Aerospace, LLC	\$61.3M	\$55.0M
Environmental & Occupational Health	NNM13AA80C	HPM Corporation	\$4.5M	\$4.4M
Environmental Engineering	NNM17AA11C	KS Ware	\$1.2M	\$1.5M
Human Capital Support	NNM14AA15C	Aetos Systems	\$5.2M	\$4.8M
Utility Control	NNM14AA20C	Aetos Systems	\$1.7M	\$1.6M
Totals :			\$92.8M	\$85.5M

*In competition.



FY 2017 Service Disabled Veteran-Owned Small Business Contract Base

Contract Title	Contract Number	Prime	FY 2016 Actuals	FY 2017 Projections
Configuration & Data Management Services	NNM13AA66T	Victory Solutions	\$10.3M	\$10.1M
Cost Estimation & Analysis	NNM13AA64T	Victory Solutions	\$1.6M	\$1.5M
Custodial & Refuse Collection	NNM13AA21C	AQuate Corporation	\$4.1M	\$4.4M
Huntsville Operations Support Center	NNM12AA10C	COLSA Corporation	\$31.4M	\$31.0M
MSFC Information Technology Services	NNM16AA01C	All Points Logistics, LLC	\$.5M	\$29.0M
Totals :			\$47.9M	\$76.0M



FY 2017 HUBZone Small Business Contract Base

Contract Title	Contract Number	Prime	FY 2016 Actuals	FY 2017 Projections
Grounds & Maintenance Services	NNM16AA17C	HCI Management Services	\$1.2M	\$.9M
Revitalize Electrical Systems Bldg. 4708	TBD	TBD	\$5M - \$12M	\$ -
Engineering & Technical Services	NNM16AA00Z	Infinite Services & Solutions	\$5.0M (NTE)	\$.2M
Optics Fabrication & Assembly	NNM17AA13C	Linc Research	\$.0M	\$.3M
Totals :				\$1.4M



MSFC Significant FY 2017 Small Business Contract Awards

START DATE	AWARDEE	CLASSIFICATION	CONTRACT #	TITLE	POTENTIAL VALUE
Oct. 27	Made in Space	SB	NNM17AA02C	In-Space Robotic Mfg. System	\$19.1M
Feb. 1	Noreas, Inc.	8(a) certified SDB	NNM17AA41P	Community Outreach at Santa Susana	\$.7M
Mar. 13	Linc Research	HUBZone SB	NNM17AA13C	Optics Fabrication & Assembly	\$.3M
Apr. 1	Accura Rosser JV	8(a) certified WOSB	NNM17AA04C	Facility Engineering Design & Inspection Services	\$40M
Apr. 1	COLSA Corporation	SDVO SB	NNM17AA12C	Huntsville Operation Support Center	\$65M
Apr. 3	K. S. Ware	SDB & WOSB	NNM17AA11C	Environmental Engineering Services	\$27M
May 1	Security Walls, LLC	SDB & WOSB	NNM17AA25C	Protective Services at MSFC & MAF	\$45M



FY 2017 Organizational Leadership Team Small Business Program Briefings

DATE	ORGANIZATION BRIEFED
-------------	-----------------------------

Nov. 7:	Space Launch System Program Office
---------	------------------------------------

Nov. 9:	Mission Operations Laboratory
---------	-------------------------------

Jan. 30:	Test Laboratory
----------	-----------------

Feb. 2:	Science & Technology Office
---------	-----------------------------

Feb. 7:	Human Exploration Development & Operations Office
---------	---

Feb. 13:	Executive Forum
----------	-----------------



Space Launch System (SLS) FY 2013-2017 Contract Funding Totals

CATEGORIES	FY 2013	FY 2014	FY 2015	FY 2016	*FY 2017
Proc. \$	\$1,725.8M	\$1,844.5M	\$1,887.8M	\$2,186.1M	\$1,350.4M
SLS Contract Funding	\$906.2M	\$906.2M	\$1,200.6M	\$1,391.2M	\$903.4M
% of Total	52.5%	59.7%	63.6%	63.6%	66.9%

*Through May 29, 2017.



MSFC FY 2017 Prime Contractor Subcontracting Dollars

CATEGORIES	NASA % GOALS	MSFC \$ ACHIEVED	MSFC % ACHIEVED
Total Subcontracting \$		\$400.3M	
SB \$	31%	\$202.7M	50.6%
SDB \$	5%	\$42.5M	10.6%
WOSB \$	5%	\$47.3M	11.8%
HUBZone SB \$	3%	\$13.5M	3.4%
VOSB \$	NA	\$26.0M	7.5%
SDVO SB \$	3%	\$12.9M	3.2%



MSFC FY 2015-2017 Prime Contractor Cumulative Subcontracting Totals

CATEGORIES	FY15 \$ ACHIEVED	FY15 % ACHIEVED	FY16 \$ ACHIEVED	FY16 % ACHIEVED	FY17 \$ ACHIEVED	FY17 % ACHIEVED
Total SC \$	\$669.3M		\$681.4M		\$400.3M	
SB \$	\$285.9M	42.7%	\$299.9M	44.0%	\$202.7M	50.6%
SDB \$	\$54.5M	8.1%	\$70.9M	10.4%	\$42.5M	10.6%
WOSB \$	\$ 81.4M	12.2%	\$94.5M	13.9%	\$47.3M	11.8%
HUBZone SB \$	\$ 15.6M	2.3%	\$20.1M	2.9%	\$13.5M	3.4%
VOSB \$	\$32.3M	4.8%	\$40.5M	5.9%	\$30.0M	7.5%
SDVO SB \$	\$ 20.6M	3.1%	\$25.3M	3.7%	\$12.9M	3.2%



Prime Contractor Subcontracting Goal Performance

	FY2015	FY 2016	FY 2017
# of Active ISRs	39	38	38
SB	30/39	29/38	33/38
SB %	76.9%	76.0%	86.8%
SDB	19/32	17/29	19/31
SDB %	59.4%	58.6%	61.3%
WOSB	25/33	22/33	27/32
WOSB %	75.8%	66.6%	84.4%
HBCU/MI	6/11	6/10	4/9
HBCU %	54.5%	60.0%	44.4%
HUBZone	9/24	6/23	10/22
HUBZone %	37.5%	26.1%	45.5%
VOSB	19/27	19/28	21/29
VOSB %	70.3%	67.9%	72.4%
SDVO SB	11/22	11/25	12/26
SDVO %	50.0%	44.0%	46.2%



In or Nearing Competition

REQUIREMENT	INCUMBENT	PREVIOUS COMPETITION	CURRENT COMPETITION
A&E for Misc. Studies & Design Tasks	GMC Merrick JV	A&E Full & Open	A&E Full & Open
Acquisition & Business Support	Al-Razaq Computing Services	SB Set-Aside	WOSB Set-Aside
Engineering & Science Services & Skills Augmentation	Jacobs	Full & Open	Full & Open
MSFC Logistics Services	CH2M	Full & Open	GSA SB Set-Aside
Safety & Mission Support Services	Bastion Technologies	SB Set-Aside	SB Set-Aside
Strategic Analysis & Communications	Analytical Services	GSA SB Reserve	GSA SB Set-Aside




MSFC 24-Month Acquisition Forecast

POP EXPIRES	INCUMBENT	CONTRACT	TITLE	NAICS CODE	POTENTIAL VALUE	PREVIOUS COMPETITION
05/31/2017	CH2M Hill	NNM10AA17C	A&E for Environmental Engineering	541330	\$89M	Full & Open
02/28/2018	Teledyne Brown Engineering	NNM13AA29C	Mission Operations & Integration	541712	\$154M	Full & Open
10/31/2018	HPM Corporation	NNM13AA80C	Environmental Engineering & Occupational Health	621999	\$33M	SB Set-Aside
02/28/2019	Victory Solutions	NNM13AA64T	Cost Estimating & Analysis	541330	\$9M	GSA SB Reserve
03/31/2019	COLSA Corporation	NNM17AA12C	Huntsville Operation Support Center	541712	\$65M	SB Sole Source
03/31/2019	MTS	NNM13AA65T	Program Planning & Control	541330	\$40M	GSA SB Reserve
03/31/2019	Victory Solutions	NNM13AA66T	Configuration & Data Management	541330	\$65M	GSA SB Reserve
03/31/2019	MTS	NNM13AA67T	Project Coordination	541330	\$52M	GSA SB Reserve
04/30/2019	MTS	NNM14AA02T	Subject Matter Expertise	541330	\$44M	GSA SB Reserve
05/31/2019	Aetos Systems	NNM14AA15C	Human Capital Support	541990	\$25M	8(a) Competition



Looking Ahead

- Increase prime contractor subcontracting performance against contract specific and Agency WOSB, HUBZone, and SDVO SB subcontracting goals
- Increase prime contractor participation in the NASA Mentor Protégé Program
- Close gap between projection vs actuals on time phase targets
- Increase collaboration with Major Prime Contractor Leadership Team to promote the goals and objectives of the NASA SB Program
- Call for Prime Contractor Small Business Subcontractor of the Year nominations
- Call for Prime Contractor Mentor Protégé Agreement of the Year nominations



FY 2016/17 Prime Contractor Visits

DATE	TEAM VISITED
December 14, 2015	Boeing Space Launch System (SLS) Stages Leadership Team
March 1, 2016	Aerojet Rocketdyne SLS Engine Leadership Team
April 11, 2016	Jacobs Engineering and Science Systems and Skills Augmentation Leadership Team
August 14, 2016	CH2M Logistics Services Leadership Team
November 17, 2016	Southwest Research Institute Leadership Team
January 12, 2017	Boeing Company SLS Stages SBLO & Supply Chain Manager
March 7, 2017	Aerojet Rocketdyne SLS Engine Leadership Team



Small Business Subcontractor of the Year Nominations

- All nominations due by COB Friday, June 30, 2017
- Limited to one nomination per contract
- Assessment focus on contributions made during FY 2017 only
- All nominees will be honored at the MSFC FY 2017 Industry and Advocates Award Ceremony on September 21, 2017



Small Business Subcontractor of the Year Nomination Criteria

1. Performs well as subcontractor on NASA contracts at nominating center during Small Business Industry Awards cycle review period. Include scope for both the prime contract and subcontract.
2. Provides value-added and outstanding support—on schedule and within cost—to the prime contractor and innovative solutions to problems / issues that arise in the execution of the contract.
3. Works cooperatively with NASA and prime contractor personnel.



Active Mentor Protégé Agreements at MSFC

MENTOR	PROTÉGÉ	CONTRACT	START DATE	END DATE
Aerojet Rocketdyne	ICO Rally	NNM16AA02C	11/19/2015	12/19/2017
Jacobs	CRM Solutions	NNM12AA41C	03/20/2017	10/15/2017
The Boeing Company	AMRO Fabricating Corp.	NNM07AB03C	02/10/2014	02/09/2017
URS Federal Services	Seabrook Solutions LLC	NNM08AA54C	03/16/2016	03/16/2017